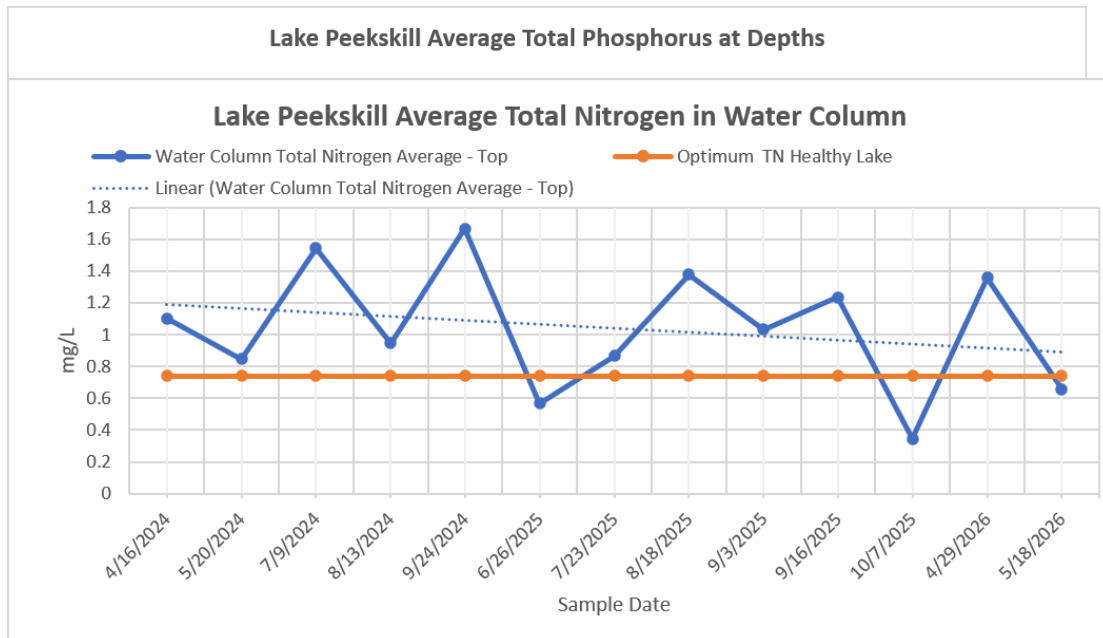


Lake Peekskill - May 2026 Report

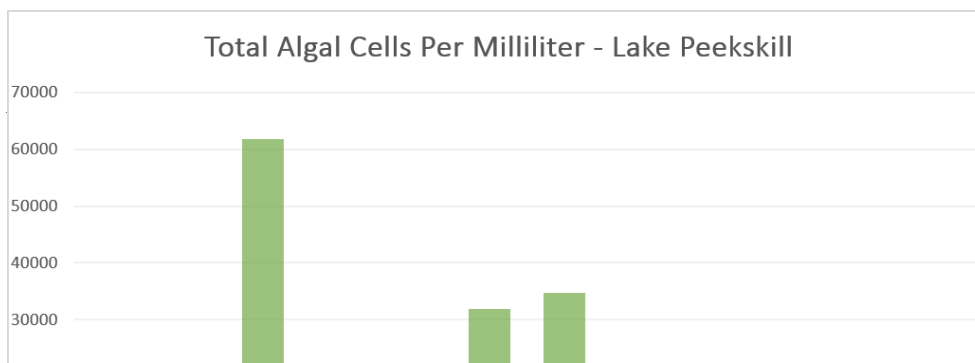
On May 18, 2026, EverBlue Lakes conducted water quality sampling and analysis at Lake Peekskill at the following locations: Site S1, Site S2, and Site S4. Our program captured data on the following parameters with the following results:

- Total Phosphorus
- Ortho Phosphate
- Nitrates, Nitrites, and Total Nitrogen
- Silica
- Algal species analysis

		S1 - Top	S1 - Mid	S1 - Btm	S2 - Top	S2 - Mid	S2 - Btm	S4 - Top	S4 - Mid	S4 - Btm
5/18/2026	Nitrite (mg/L)	0	0	0.005	0	0	0	0.001	0.003	0
	Nitrate (mg/L)	0	0	0.2	0	0	0.3	0	0	0
	Total P (ug/L)	30	23	38	30	40	33	27	26	25
	Ortho-P (ug/L)	10	9	12	10	12	11	9	8	7
	Total N (mg/L)	1	0.1	0.7	0.8	0.2	0.3	0.5	0.1	2.2
	Silica (mg/L)	3.3	3	3.6	3.6	2.8	2.8	3.3	0.8	1.7



# of Zooplankton per mL	0	0
Average Genera Amt	11	12
Avg. # Organisms per mL	10533	13640



At Lake Peekskill, the ultrasonic sonars were installed during the week of April 29th. Sampling had occurred then with the nutrient levels remaining high. Approximately 3 weeks after the installation, there was reduction seen similar to last year. Although, the average total phosphorus remains elevated, it has shown a reduction in the middle depth by 10 ug/L and 18 ug/L at the bottom water column. In addition to the reduction of the total phosphorus levels, the total nitrogen was also reduced by half, and on average is no longer elevated. There are some spikes in the total nitrogen levels at the surface in Sites S1 and S2 and the bottom water column at S4. Although there was a reduction in the nutrient levels, algal blooms and nuisance vegetation can still develop based on the elevated phosphorus levels.

During the May sampling period, there was a switch in dominant species from blue-green algae to green algae. Looking at the historical data, this seems to be the case, as the green algae has been dominant in May 2024 and June 2025. Data has not been collected in April prior to this year, but the switch between the dominant species has been significant and we believe the ultrasonic units have helped contribute to this extreme change.

Date: May 30, 2026

To: Town of Putnam Valley
ATN: Karen Kroboth

From: John Tucci
President, EverBlue Lakes

Project: Proposal for Lake Peekskill 2026

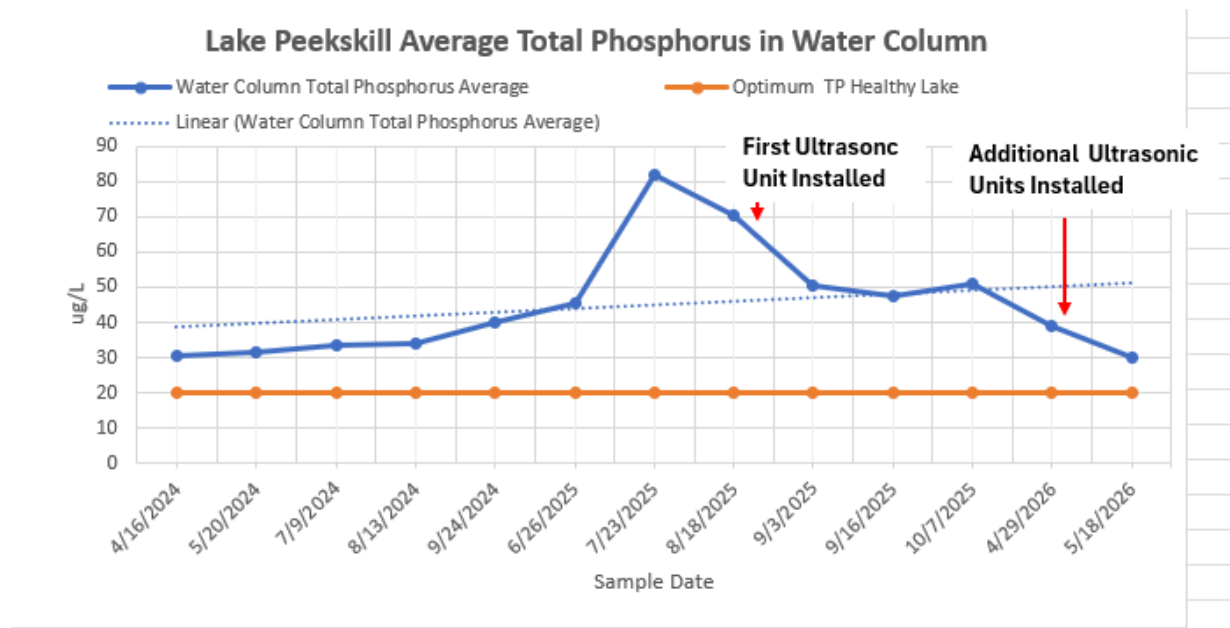
Alision & Karen,

Here is an additional look at the data that may be useful to communicate to residents.

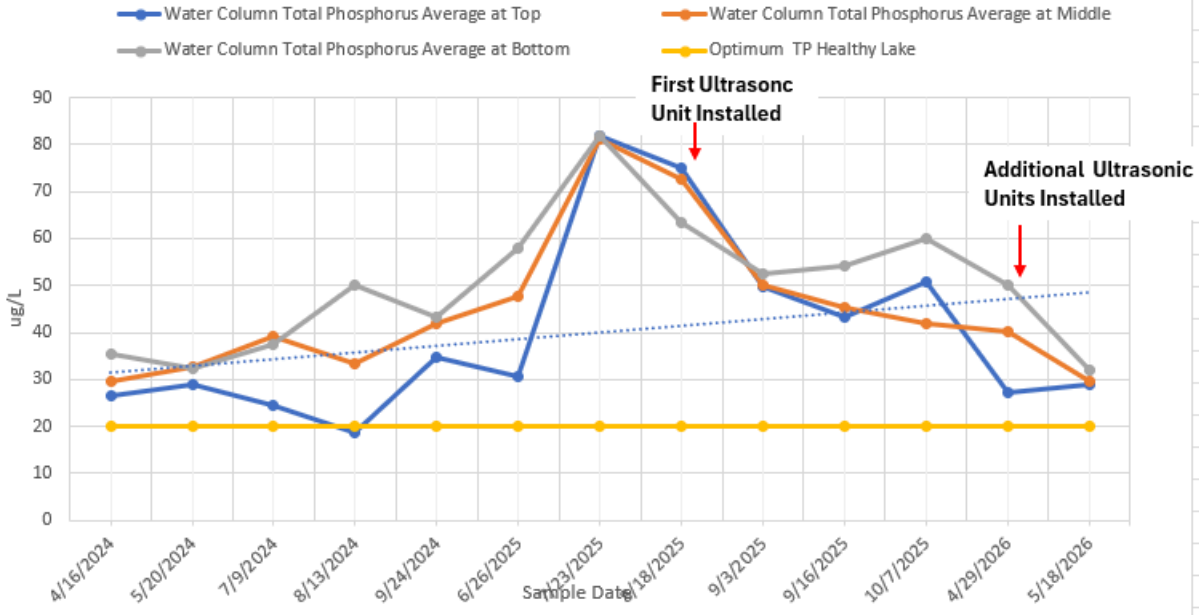
The introduction of Ultrasonic Algae Control Technology to Lake Peekskill has correlated to significant positive changes in water quality data. Below are annotated graphs that show this change in relation to the timing of the Ultrasonic Implementation last August and this Spring.

While the data looks excellent, there are still many variables that could be impacting results other than the Ultrasonics - so we still have a long way to go and the real test will come as the weather gets warmer.

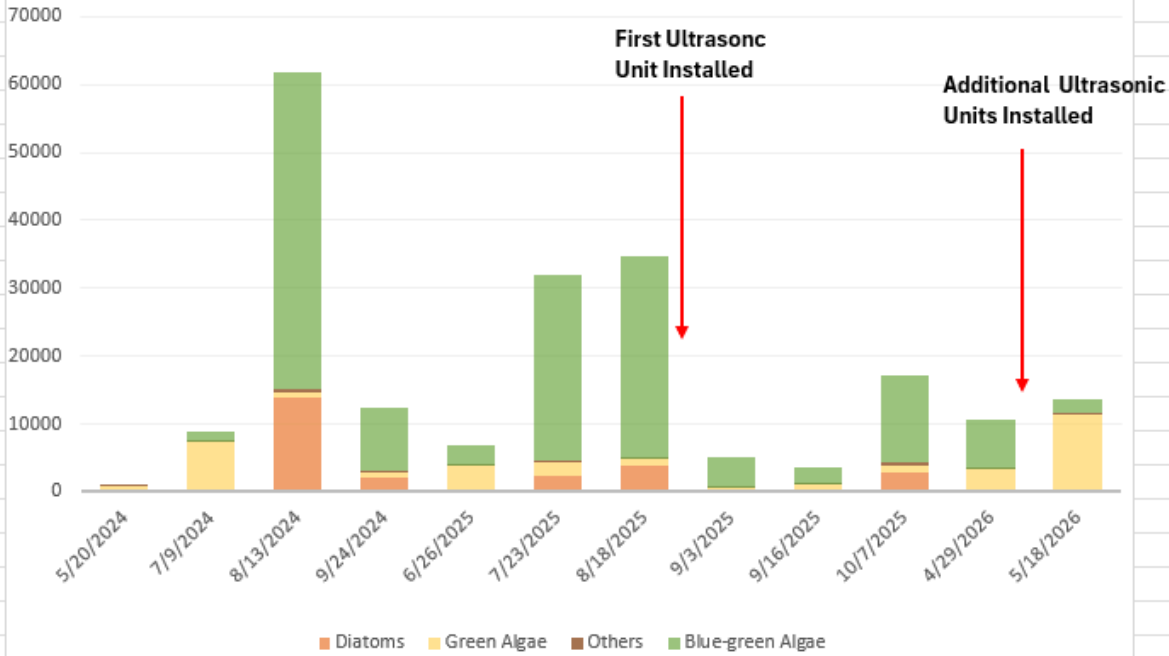
The nutrient levels in the lake while lower, are still of concern. So continuing to make progress on septic monitoring and watershed improvements is key to making the lake as resistant as possible to heavy blooms this season.

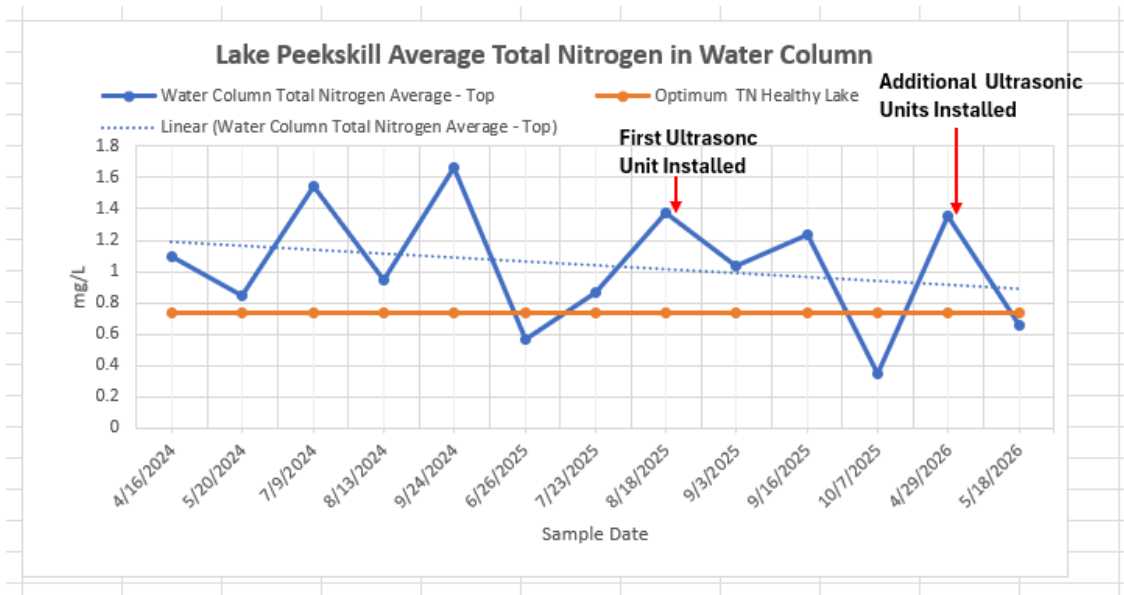


Lake Peekskill Average Total Phosphorus at Depths



Total Algal Cells Per Milliliter - Lake Peekskill





This final graphs is BOTH “good and bad”. It shows that while blue-green algae presence in the water column is low (ORANGE LINE) it also shows that there is a lot of green algae in the water column. These types of algae are not toxic producing and should be present in a healthy lake. However, the level of growth is high and when green algae gets out of control it can create poor conditions for swimming even without posing a health risk.

This will be an important parameter to measure and monitor.

